








Features

-  Passband Performance: 71 to 76 GHz
-  Pass Band Insertion Loss: 4 dB typical
-  20 dB Rejection Frequency: 67.8 and 78.5 GHz
-  In-Band Return Loss: > 16 dB
-  MLMS™ Technology Providing Excellent Performance and Repeatability
-  Die size: 1.41 x 4.51 x 0.1 mm

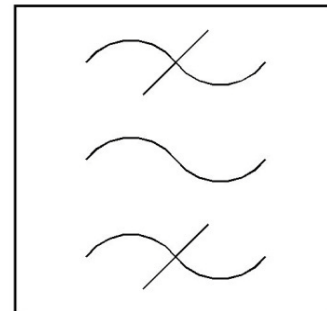
Device Photo



Description

The Endwave *EWF7601ZZ* is a high performance MLMS™ bandpass filter which provides low insertion loss of 4 dB, good passband return loss at better than 16 dB, and excellent repeatability. Rejection of 20 dB typically occurs at 67.8 and 78.5 GHz, due to the excellent line resolution of the MLMS™ process capability. The chip may be used for a wide range of Eband applications from defense electronics to commercial communication systems. All chips are visually inspected using Mil-Std-883 Method 2010.

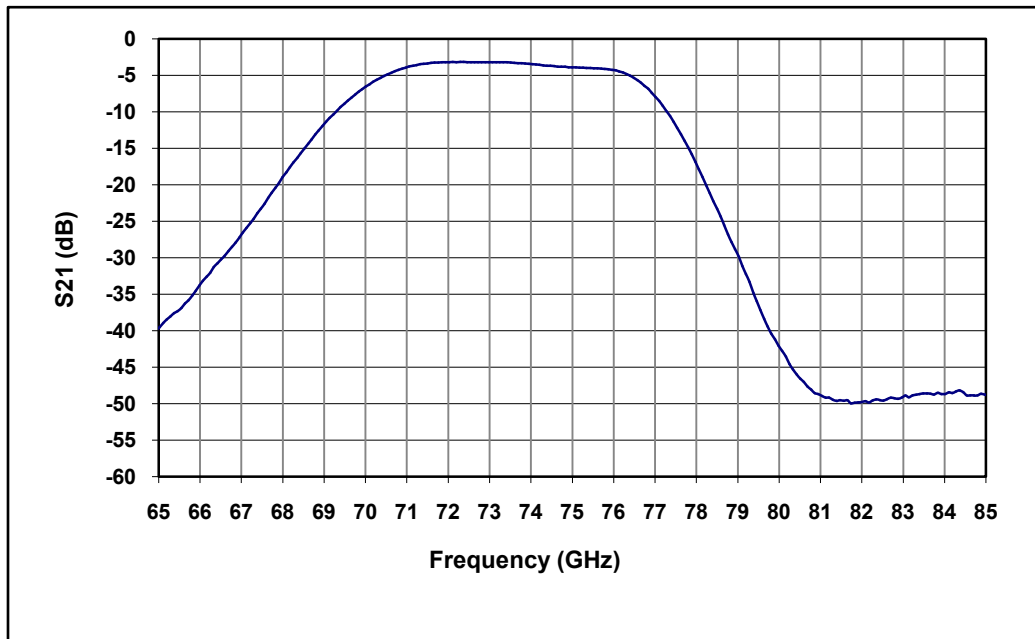
Block Diagram



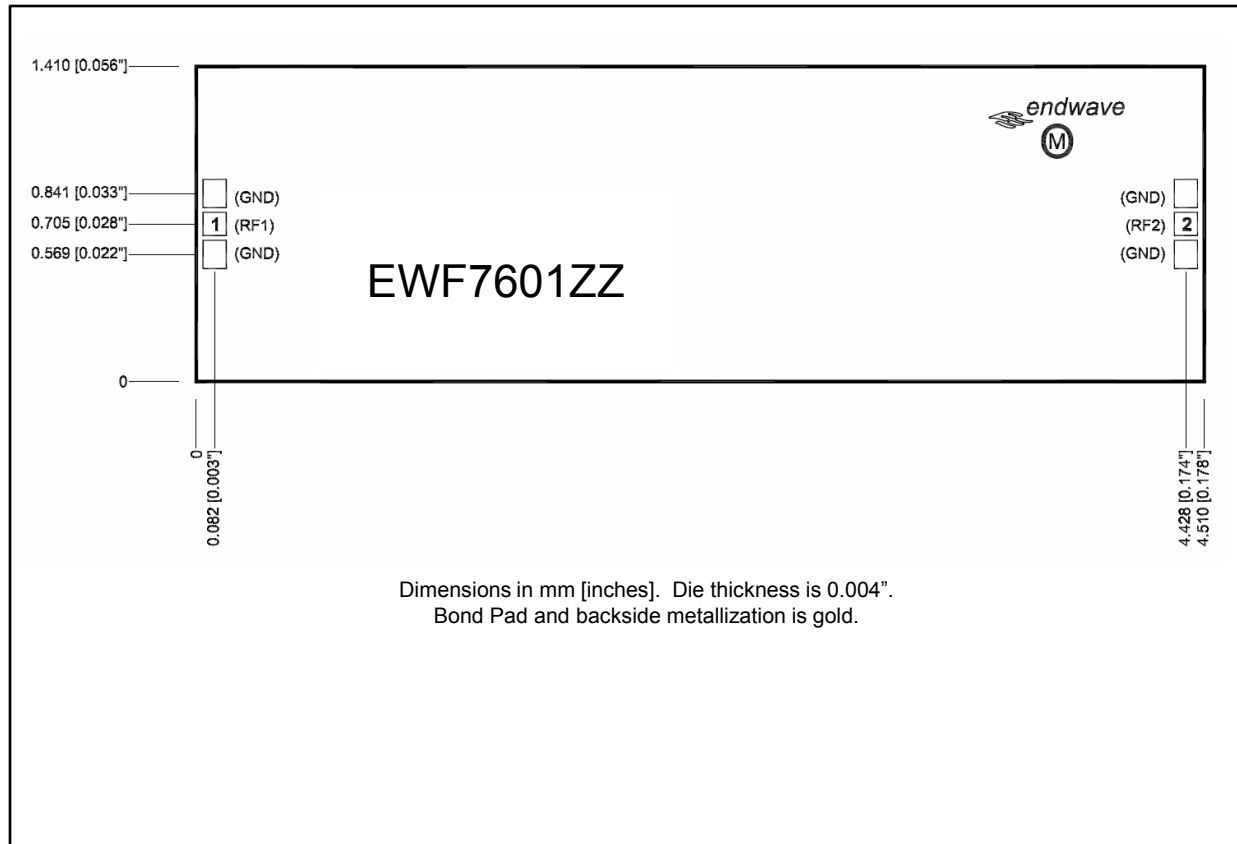
Electrical Characteristics (Temperature = +25 °C)

Parameter	Min.	Typ.	Max.	Units
Pass band Frequency	71		76	GHz
Pass band Insertion Loss		4		dB
Input & Output Return Loss		16		dB
20 dB Rejection Frequency	67.8		78.5	GHz
40 dB Rejection Frequency	65		79.8	GHz

EWF7601ZZ Band Pass Filter S21 Response



Outline Drawing

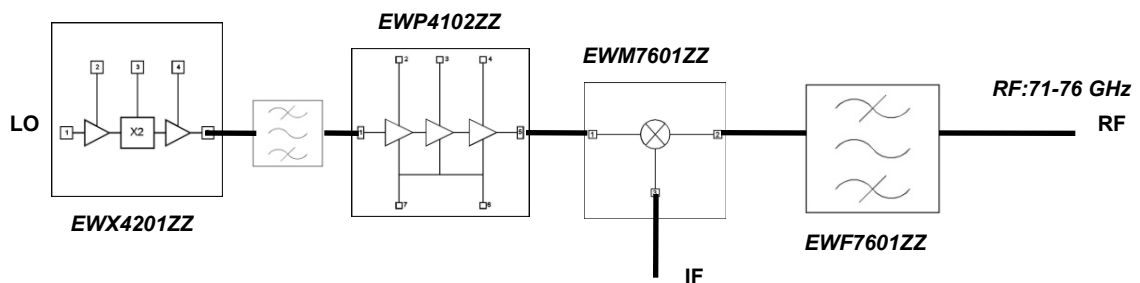


Passive Filters - Chip

Absolute Maximum Ratings

Storage Temperature	-65 to +150 C
Operating Temperature	-40 to +85 C

Typical Application



Support Documentation

Support documentation including Assembly Notes, Application Notes and Qualification Procedures can be found on our website at www.endwave.com.

Ordering Information

Part Number	Description
EWF7601ZZ	Rohs Compliant bare die in wafer or gel packs