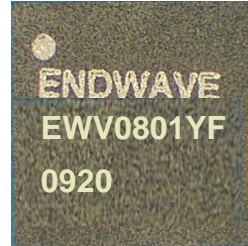


Features

- ☞ Dual Output Frequencies
- ☞ Push-push Architecture
- ☞ Phase Noise -112 dBc/Hz @ 100 kHz
- ☞ Output Power at f_{out}: +12 dBm
- ☞ Output Power at f_{out}/2: 6 dBm
- ☞ Integrated Divide by 2 Prescaler
- ☞ Package: 5 x 5 mm, 32 Lead QFN

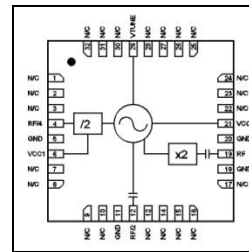
Device Photo



Description

The Endwave *EWV0801YF* is a high performance 2 um InGaP/GaAs HBT MMIC voltage controlled oscillator which provides a set of dual outputs ideal for applications which require 3.65 to 4.15 or 7.3 to 8.3 GHz outputs. The device boasts state of the art phase noise at better than -112 dBc/Hz at a 100 kHz offset.

Block Diagram

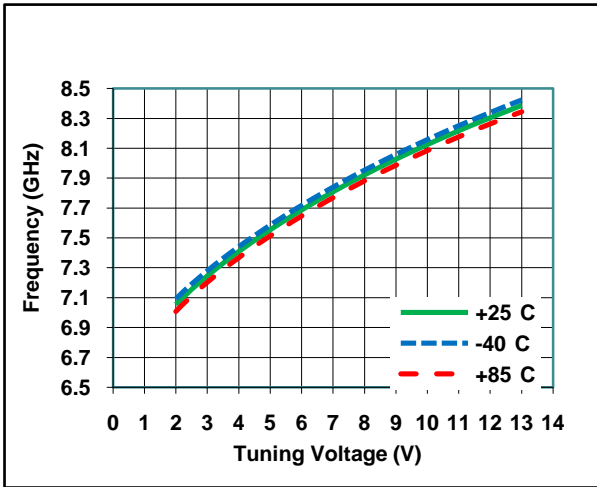


Electrical Characteristics (Temperature = +25 °C)

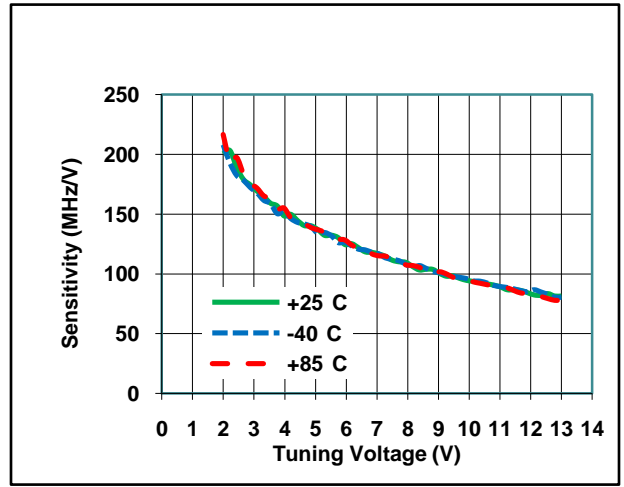
Parameter	Min.	Typ.	Max	Units
Frequency Range (f _{out})	7.30		8.30	GHz
Frequency Range (f _{out} /2)	3.65		4.15	GHz
Output Power (f _{out})	+9	12	+15	dBm
Output Power (f _{out} /2)	+5		+11	dBm
Output Power (f _{out} /4)	-3		+3	dBm
Phase Noise @ f _{out} 100 kHz Offset, V _t = +5 V		-112		dBc/Hz
Tune Voltage	2		13	V
Supply Current		275		mA
Tune port leakage current (V _{tune} =13V)			10	uA
Output return loss		5		dB
Harmonic/Subharmonics				
1/2		40		dBc
2 nd		30		dBc
Pulling (into a 2:1 VSWR)		5		MHz pp
Pushing @ V _{tune} = 5 V		5		MHz/V
Frequency Drift Rate		0.75		MHz/°C

Voltage Controlled Oscillators - Packaged

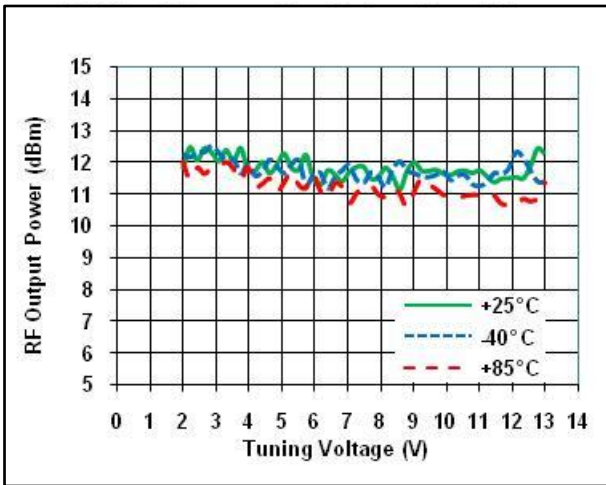
RF Frequency vs. Tuning Voltage, Vcc = 5V



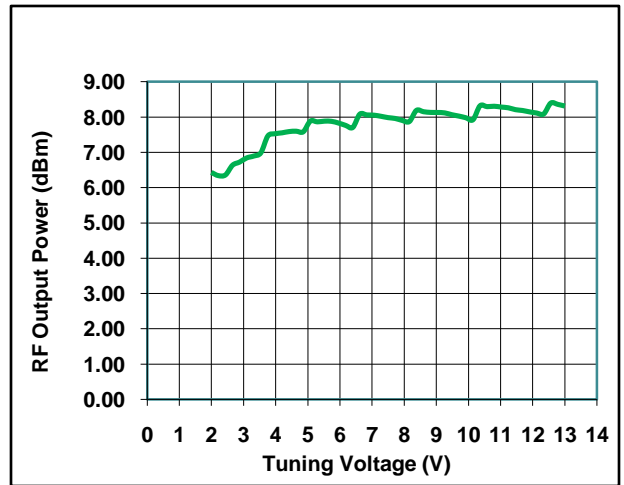
RF Sensitivity vs. Tuning Voltage, Vcc = 5V



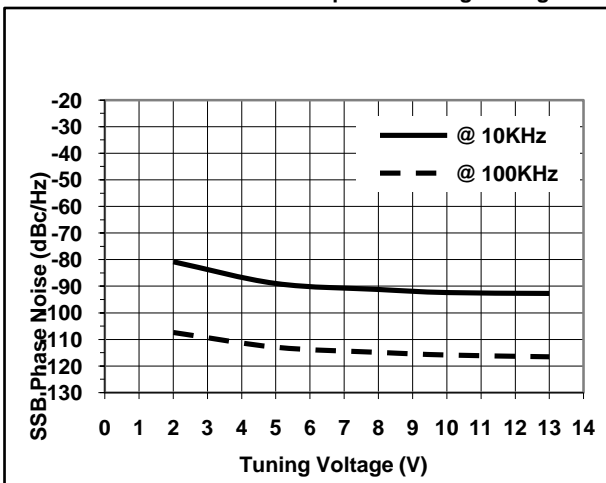
RF Output Power vs. Tuning Voltage, Vcc = 5V



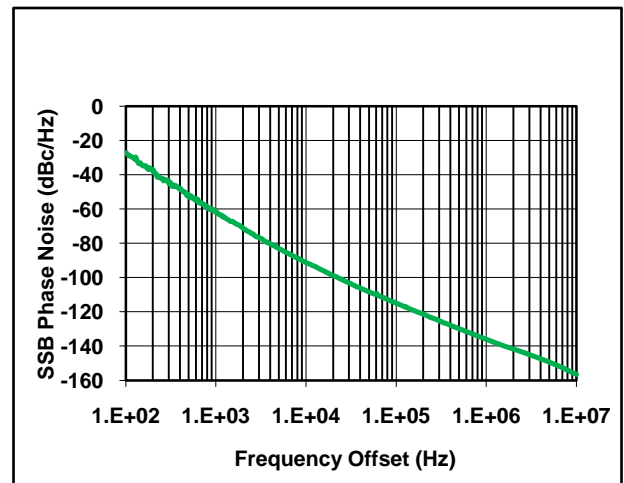
RF/2 Output Power vs. Tuning Voltage, Vcc = 5V



SSB Phase Noise @ RF Output vs Tuning Voltage



SSB Phase Noise @ RF Port / Vtune = 8V




Voltage Controlled Oscillators - Packaged

DC & RF Pinout

Pin Number	Function
1-3, 5, 7-11, 13-17, 22-28, 30-32	No Connection
18, 20	Ground (or no connection)
19	RF Output (fout)
12	RF Output (fout/2)
4	RF Output (fout/4)
6	Vcc1 for prescaler
21	Vcc2 for VCO
29	Vtune

Outline Drawing

“F” Package – 5 x 5 mm size, 32 lead



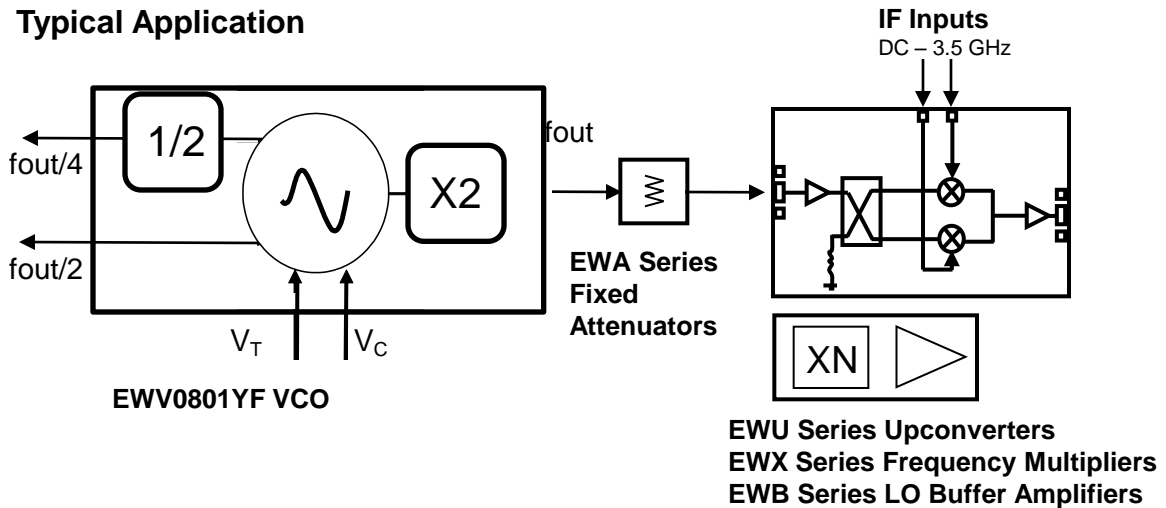
Notes:

1. Leadframe material is a copper alloy.
2. Dimensions are in inches (millimeters).
3. Min and max dimensions shown.
4. Ground paddle must be soldered to ground. Damage will result if not properly connected.

Absolute Maximum Ratings

Supply Voltage, Vcc	+5.5V
Tune Voltage, Vt	0 to +15 V
Channel Temperature	135 C
Continuous Power Dissipation at 25 C	1.32 W
Supply Current, Icc	330 mA
Storage Temperature	-65 to +150 C
Operating Temperature	-40 to +85 C

Typical Application



Support Documentation

Support documentation including Assembly Notes, Application Notes, And Qualification Procedures can be found on our website at www.endwave.com.

Ordering Information

Part Number
EWV0801YF
EWV0801EV

Description
Plastic QFN RoHS compliant SMT Package Outline "F"
EWV0801YF on evaluation PCB

Voltage Controlled Oscillators - Packaged